



ES5500

the most advanced office
desktop pressure sealer



no envelope needed
seals single-sheet self mailers

a **greener way to mail**®

Double Feed Detection To Stop Misfeeds

Exclusive Angled Seal Technology

LCD Touchpad Controls With Counter

Deep 150 Sheet Feed Table

Processes More Than 5,000 Forms Per Hour

Perfect for Processing:

Paychecks & A/P Checks
Invoices and Statements

Tax Forms

Utility Bills

Expiration & Renewal Notices

Promotional Coupons




Event Invitations

Sale Notifications

Medical Results

Grade Reports

ID cards



WWW.PAITEC.COM • 877-295-SEAL (7325)




ES5500



DEEP 150 SHEET FEED TABLE

The ES5500 feed table holds up to 150 sheets of pressure seal forms at a time.




DOUBLE FEED DETECTION

Advanced sensors detect double feeds and automatically stop the ES5500 to prevent jams.



LCD TOUCH PAD CONTROL WITH COUNTER

The ES5500 is controlled by an easy to use touch pad with buttons for double feed detection, item and batch counter, and other controls.



COMPACT & DYNAMIC DESIGN

Convenient compact design features a small foot print so that you can place the ES5500 pressure sealer on your office desk.

specifications

SPEED AND DUTY CYCLE	5,000 Forms Per Hour; Up To 30,000 Forms Per Month. Average 1,300 Forms Per Day.
INPUT TRAY	Up to 150 28# Pressure Seal Forms
COUNTER	Item And Batch
FOLD SETTING	11" Z, V, C; 14" Z, EZ, V
FORM SIZES	Depth - Up to 14" / Width - Up to 9"
NOISE LEVEL	Less than 45 db
WEIGHT	54 Lbs.
DIMENSIONS	13 x 15 x 11 In. (W x L x H)

Note: All care has been taken in the preparation of the specifications and description. As they are subject to change, they should not be part of any contract.